



### District Report Card: 2017


<b>State:</b> Uttarakhand	<b>District:</b> Pithoragarh
<b>Class:</b> 8	<b>Subject:</b> Language
<b>Schools:</b> 51	<b>Students:</b> 947


### Participation/Coverage


#### Students

<div>GENDER</div> <div></div>	Boys		Girls	
	Number	%	Number	%
	424	44.77	523	55.23

<div>AREA</div> <div></div>	Rural		Urban	
	Number	%	Number	%
	874	92.29	73	7.71

<div>CATEGORY</div> <div></div>	SC		ST		OBC		GEN	
	Number	%	Number	%	Number	%	Number	%
	383	40.44	15	1.58	168	17.74	381	40.23

<div>CWSN</div> <div></div>	LD	VI	HI	S&LD	ID	Oth
	1	1	0	1	3	0

<div>Management</div> <div></div>	Government		Government-aided	
	Number	%	Number	%
	947	100.00	0	0.00

### Average Performance of Students in Language (%)

Overall	Gender		Area		Management		Social Group			
	Male	Female	Rural	Urban	Govt.	Aided	SC	ST	OBC	GEN
62.91	64.14	61.91	62.73	65.02	62.91	0.00	60.05	53.78	63.17	66.02

### Performance on Learning Outcomes (LOs)

Learning Outcomes	Description	Average Performance(%)
L813	Read textual/non-textual materials with comprehension and identifies the details, characters, main idea and sequence of ideas and events while reading	62.91

Range of Performance of Students who Answered Correctly							
Below 30%		30% - 50%		50% - 75%		Above 75%	
Number	%	Number	%	Number	%	Number	%
79	8.34	153	16.16	442	46.67	273	28.83

### Lowest Performing Learning Outcomes (LOs)

1 - Read textual/non-textual materials with comprehension and identifies the details, characters, main idea and sequence of ideas and events while reading (62.91)